

Buttons
FAST Pack
User Guide

Contents

Introduction	4
How to install	4
Using the Buttons Action.....	5
Glass style buttons	5
Round Rect style buttons	6
Index	8

Introduction

The Buttons FAST Pack allows the instant creation of stylish graphical push buttons. Two basic styles are provided – **Glass** and **Round Rect**. Each style has several parameters including color, highlight, shadow, shadow color, shadow opacity, shadow positions and sizes. These may be varied to produce millions of different buttons.



Sample buttons created with the Buttons FAST Pack

How to install

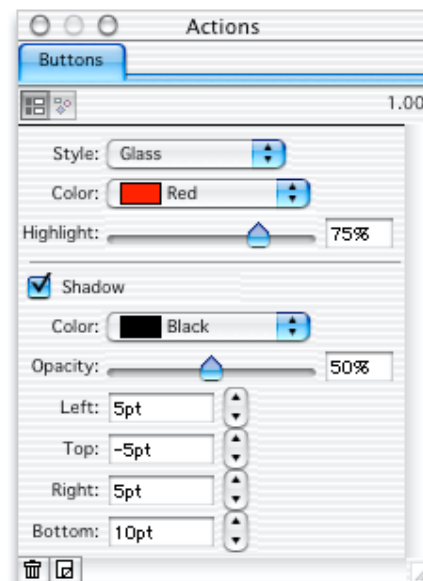

The Buttons FAST Pack is installed automatically installed with Freeway Pro 3.5 and Freeway Express 3.5.

Using the Buttons Action

To use the Buttons Action, you should apply it to a graphic box and then adjust the parameters in the Actions palette. Graphic text or a picture may also be inserted into the same graphic box. The button graphic appears in front of any Fill color and behind any text or graphic contained in the box. Whenever the box is resized the Buttons Action recalculates and redraws the button so that it fits the box perfectly.

***Tip:** Before you start creating buttons it's a good idea to define named colors for use with your buttons where the name describes the usage rather than the color e.g. "Standard Button", "Standard Button Shadow" and "Standard Button Text". This way you can change all your buttons instantly simply by redefining the actual colors associated with the names. You can also do a similar thing with any text styles used on the buttons.*

Glass style buttons



The **Glass** style button has a round ended rectangular shape that appears to be made from a colored glass rod. The basic color of the button is defined by the **Color** pop-up menu. Setting the color to *None* results in just the shadow being drawn. The **Highlight** slider adjusts the amount of white that is used to draw the specula highlight. A setting of 100% produces a completely white highlight and a setting of 0% produces no highlight.



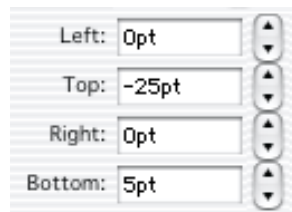
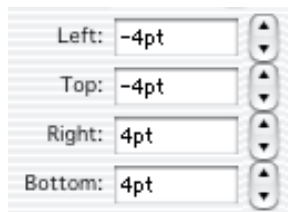
Three Glass style buttons with Highlights of 50%, 75% (the default) and 100%

The **Shadow** checkbox option, which is enabled by default, creates a graduated transparent shadow or glow. When enabled, the color of the shadow is specified by the **Color** pop-up in the Shadow section of the palette. **Note:**

Setting the color to “None” leaves the appropriate space for the drop shadow, but does not draw it. This is sometimes useful when creating rollovers. The **Opacity** slider specifies the maximum opacity of the shadow. The **Left**, **Top**, **Right** and **Bottom** number fields specify the distances and directions to out-set the shadow relative to the body of the button. Negative values are towards the center of the button. It is possible to achieve a variety of shadow (and glow) effects by using different combinations of these numbers.

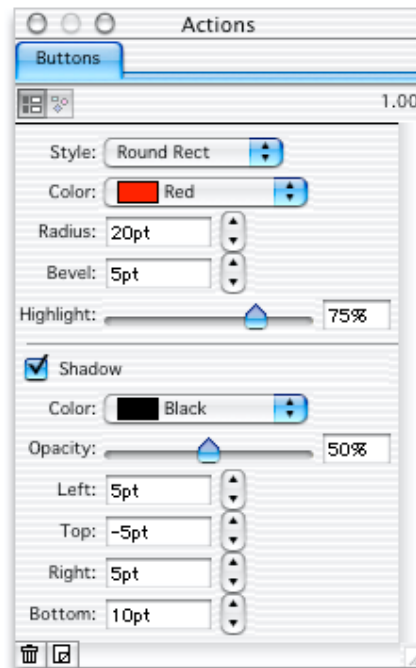


Three buttons with different shadow settings




Round Rect style buttons

The **Round Rect** style button has the appearance of a *hollowed* interior with a beveled edge and rounded corners.



This style of button uses the **Highlight** setting to create both a light (highlight) color and a dark (lowligh) color to produce the effect of a hollowed interior. The **Radius** parameter specifies the curvature of the corners. A value of “0pt” creates square corners. The **Bevel** parameter specifies the depth of the edge/frame. Setting a value of “0pt” creates a frameless button that is darkest at the top left and lightest at the bottom right. Setting a value greater than half the smaller of the height and width of the button creates a frameless button that is lightest at the top-left and darkest at the bottom right.



1. Round Rect button with Bevel = 0
2. Round Rect button with Bevel = 20

Round Rect buttons with Highlights of 50%, 75% (the default) and 100%.

Index

A

Actions

Buttons Action, 4

B

buttons, 4

Buttons Action

glass, 4, 5

parameters, 5
round rect, 4, 6
shadow, 5, 6

Buttons pack
installing, 4

F

FAST pack

Buttons, 4